


ΔREJLERS

INVESTOR PRESENTATION Q2 2022



REJLERS AT A GLANCE

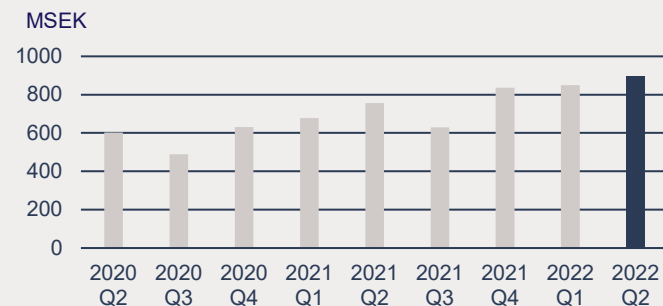
NORDIC PRESENCE

Rejlers is a Nordic group offering technical consultancy services. We help our customers to meet the challenges facing them today: Future-proofing communities, Industry transformation and Energy transition

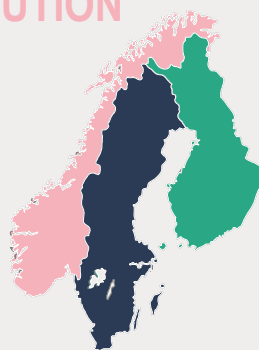
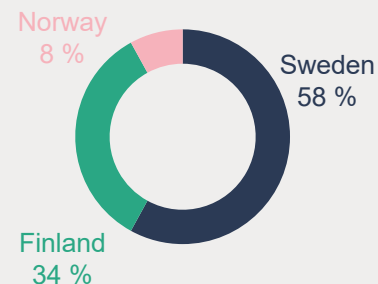
STRONG PLATFORM

Rejlers has a strong foundation, with 80 years of history, about 2,700 qualified engineers, a growing network of partners and a high customer satisfaction

NET SALES DEVELOPMENT



NET SALES DISTRIBUTION

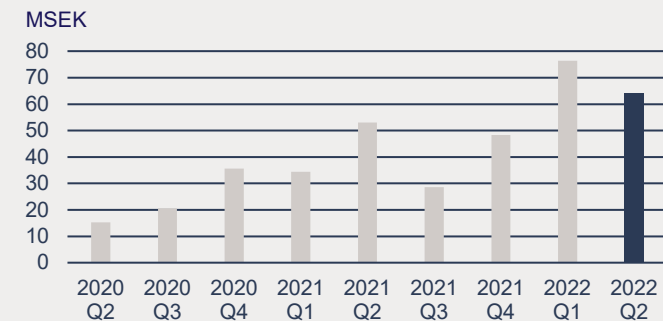


Refers to share of net sales Q2 2022

OUR CUSTOMER OFFERING

- To accelerate value and profitability
- To increase turnover and profitability by designing and digitalising solutions for the future
- To contribute with knowledge and innovation
- To transform business by being the engine in the project

EBITA DEVELOPMENT



REJLERS – OPERATIONAL HIGHLIGHTS

- EBITA Q2: 64.3 (53.0) MSEK, + 21 %
- EBITA-margin Q2: 7.2 (7.0) %
- EBITA ACC Q2: 140.7 (87.4) MSEK, + 61 %
- EBITA-margin ACC Q2: 8.1 (6.1) %

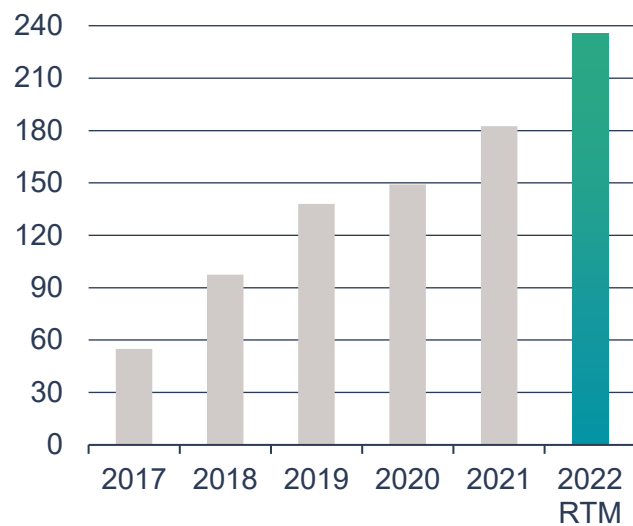
- Strong accumulated growth, 22 %, including organic growth, 13 %
- Closed acquisitions: Helenius, SRT, Arsatek and Omega Holtan
- 80 years celebration in 2022
- The transformation towards 2025 continues



REJLERS - 5 YEARS

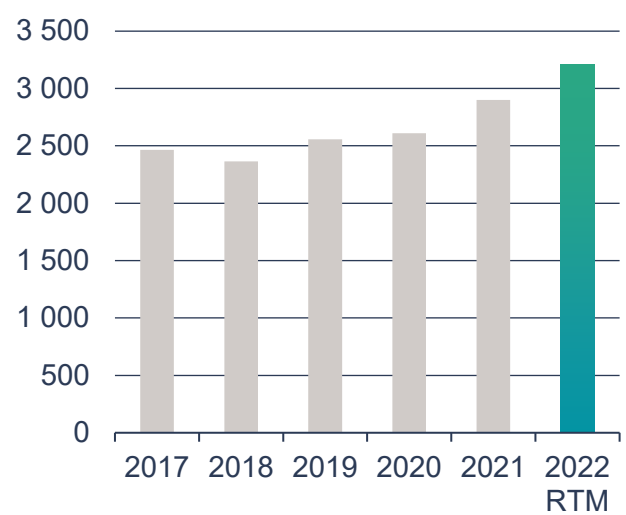
ADJ. EBITA

MSEK



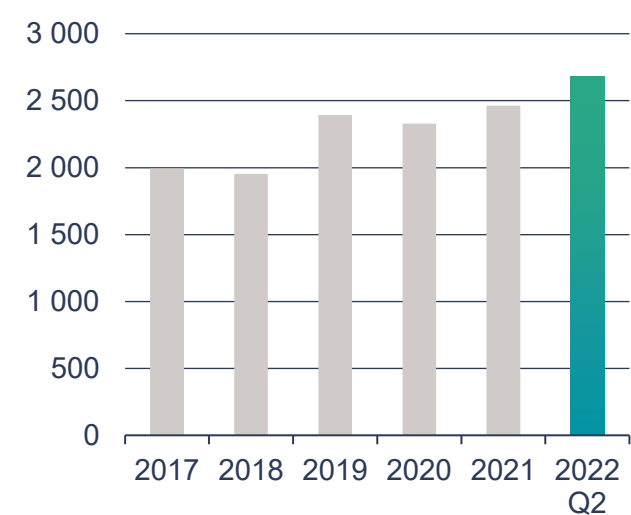
NET SALES

MSEK



EMPLOYEES

NUMBER



REJLERS GROUP Q2 2022

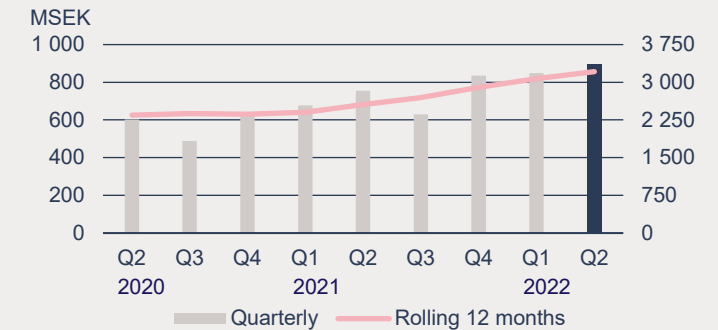
FINANCIAL HIGHLIGHTS Q2 2022

- Sales SEK 895.3 million (755.9), + 18.4 %
- EBITA SEK 64.3 million (53.0), + 21.3 %
- EBITA margin 7.2 % (7.0)
- Earnings per share before dilution SEK 2.04 (1.59)

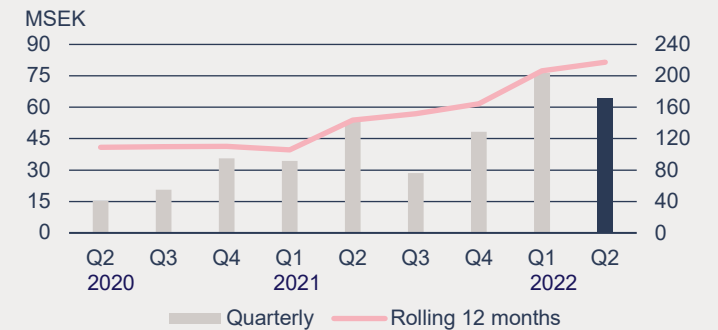
FINANCIAL HIGHLIGHTS YTD 2022

- Sales SEK 1,744.4 million (1,433.2), + 21.7 %
- EBITA SEK 140.7 million (87.4), + 61.0 %
- EBITA margin 8.1 % (6.1)
- Earnings per share before dilution SEK 4.43 (3.20)

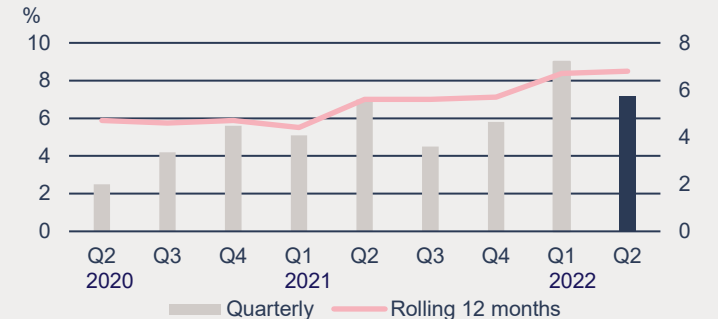
NET SALES



EBITA



EBITA MARGIN



REJLERS SWEDEN Q2 2022

FINANCIAL HIGHLIGHTS Q2 2022

- Net sales amounted to SEK 517.2 million (431.2)
- EBITA SEK 38.4 million (31.2)
- EBITA margin 7.4 % (7.2)

FINANCIAL HIGHLIGHTS YTD 2022

- Net sales amounted to SEK 1,017.8 million (827.1)
- EBITA SEK 91.8 million (52.8)
- EBITA margin 9.0 % (6.4)



KEY FIGURES	Q2 2022	Q2 2021	YTD 2022	YTD 2021	Full year 2021
Net sales, SEK million	517.2	431.2	1017.8	827.1	1,684.5
EBITA, SEK million	38.4	31.2	91.8	52.8	107.5
EBITA margin, %	7.4	7.2	9.0	6.4	6.4
Operating profit, SEK million	33.3	30.3	82.2	50.3	99.4

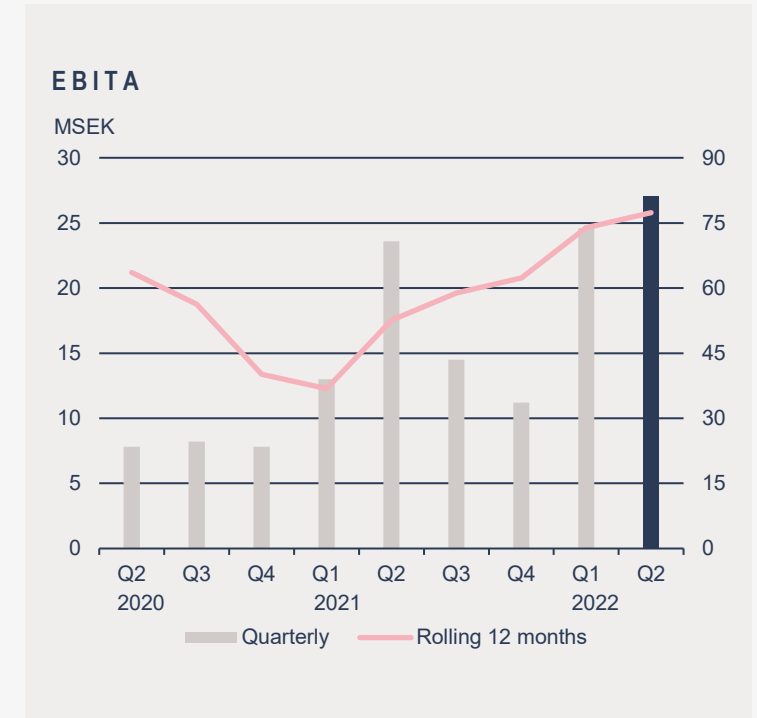
REJLERS FINLAND Q2 2022

FINANCIAL HIGHLIGHTS Q2 2022

- Net sales amounted to SEK 308.7 million (276.5)
- EBITA SEK 27.1 million (23.6)
- EBITA margin 8.8 % (8.6)

FINANCIAL HIGHLIGHTS YTD 2022

- Net sales amounted to SEK 593.7 million (514.0)
- EBITA SEK 51.7 million (36.6)
- EBITA margin 8.7 % (7.1)



KEY FIGURES	Q2 2022	Q2 2021	YTD 2022	YTD 2021	Full year 2021
Net sales, SEK million	308.7	276.5	593.7	514.0	1,028.4
EBITA, SEK million	27.1	23.6	51.7	36.6	62.3
EBITA margin, %	8.8	8.6	8.7	7.1	6.1
Operating profit, SEK million	21.8	19.3	41.8	28.1	46.1

REJLERS NORWAY Q2 2022

FINANCIAL HIGHLIGHTS Q2 2022

- Net sales amounted to SEK 75.8 million (50.5)
- EBITA SEK 6.5 million (6.1)
- EBITA margin 8.6 % (12.1)

FINANCIAL HIGHLIGHTS YTD 2022

- Net sales amounted to SEK 144.9 million (95.5)
- EBITA SEK 14.2 million (8.5)
- EBITA margin 9.8 % (8.9)



KEY FIGURES	Q2 2022	Q2 2021	YTD 2022	YTD 2021	Full year 2021
Net sales, SEK million	75.8	50.5	144.9	95.5	194.7
EBITA, SEK million	6.5	6.1	14.2	8.5	16.6
EBITA margin, %	8.6	12.1	9.8	8.9	8.5
Operating profit, SEK million	4.5	5.0	8.2	6.3	9.5

THANK YOU!

△REJLERS

HOME OF THE
LEARNING MINDS