

INVESTOR PRESENTATION Q1 2024



Rejlers at a glance

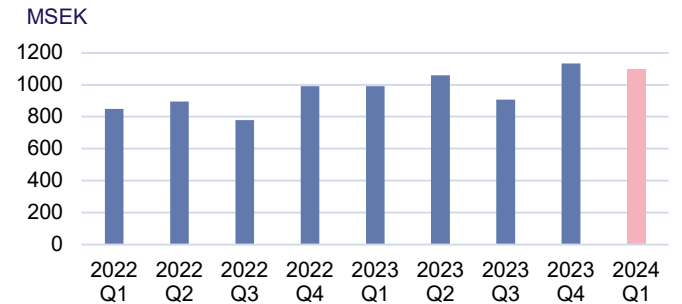
NORDIC PRESENCE

Rejlers is one of the leading engineering consultancy firms in the Nordic region. Our cutting-edge expertise helps companies, public authorities and other organisations meet the societal challenges of tomorrow. We create value as a catalyst for our customers' efforts to achieve a sustainable society.

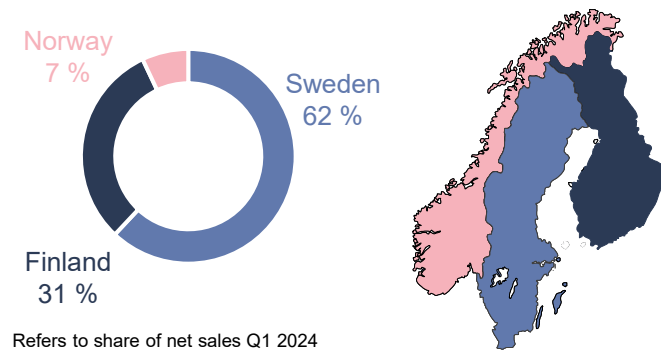
STRONG PLATFORM

Rejlers has a strong foundation, with 80 years of history, engineers, a growing network of about 3,200 qualified partners and a high customer satisfaction

NET SALES DEVELOPMENT



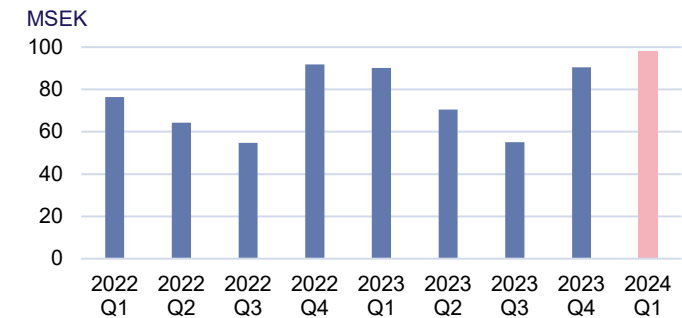
NET SALES DISTRIBUTION



OUR CUSTOMER OFFERING

- To accelerate value and profitability
- To catalyze our customers' transformation within the Energy transition, Industry transformation and by futureproofing communities
- To contribute with knowledge and innovation
- To transform business by being the engine in the project

EBITA DEVELOPMENT



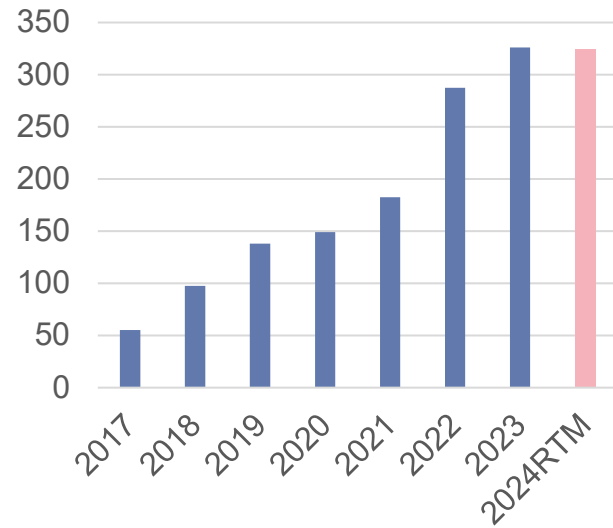
REJLERS – OPERATIONAL HIGHLIGHTS

- Revenues: SEK 1,096.0 million (991.5), + 10.5 %
- EBITA: SEK 98.3 million (90.1)
- EBITA margin: 9.0 % (9.1)
- One day less in Sweden and Finland and three 3 days less in Norway cpt 2023, negative effect app SEK 15 million
- Better utilization thanks to the efficiency improvement programme that was implemented in Q4 2023
- Price increases in all countries
- Acquisition of Solvina AB – a strong consultancy firm within energy (nuclear)
- The transformation towards 2025 continues

Rejlers - 8 years

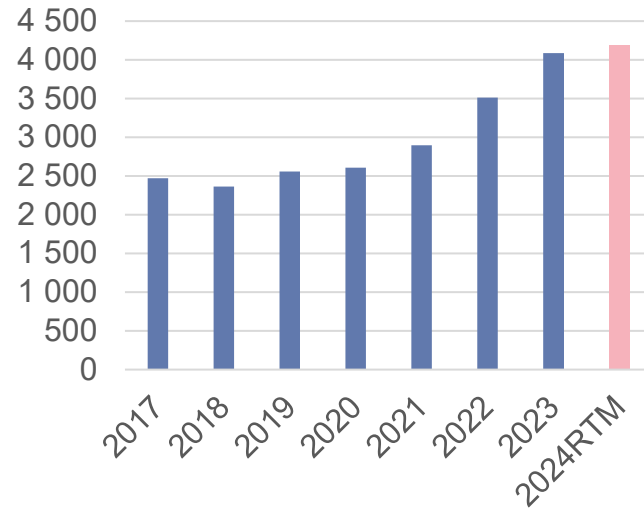
ADJ. EBITA

MSEK



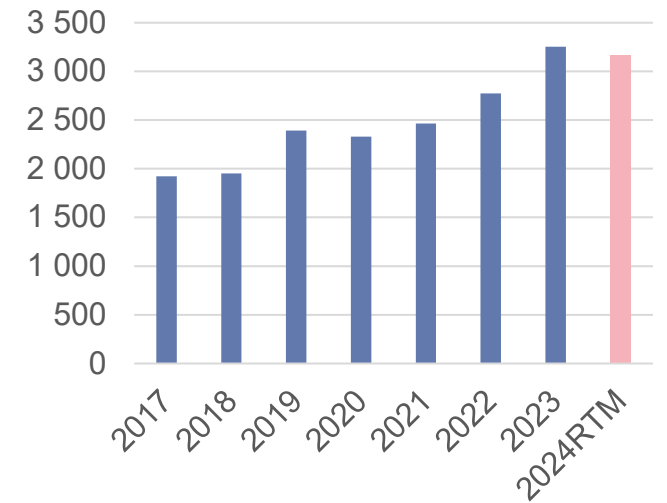
NET SALES

MSEK



EMPLOYEES

NUMBER



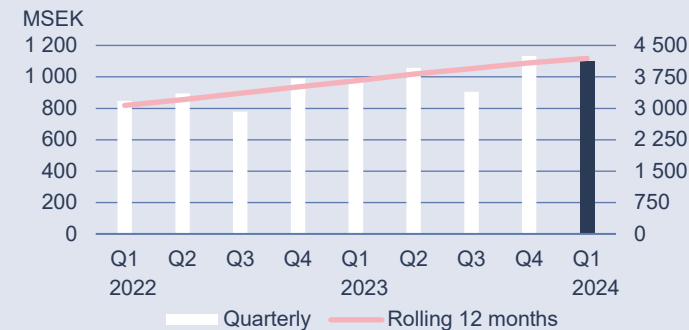
FIRST QUARTER 2024

Rejlers Group

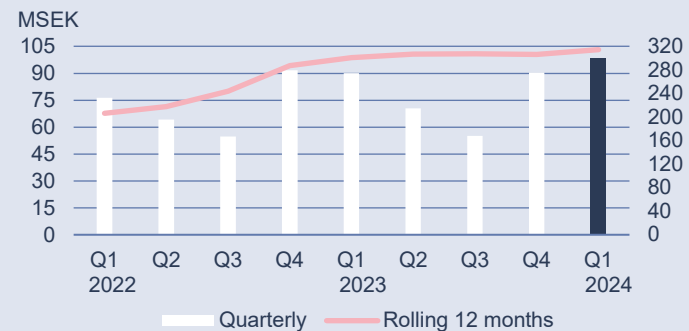
FINANCIAL HIGHLIGHTS Q1 2024

- Net sales SEK 1,096.0 million (991.5), + 10.5 %
- EBITA SEK 98.3 million (90.1)
- Earnings per share before dilution SEK 2.91 (2.40)

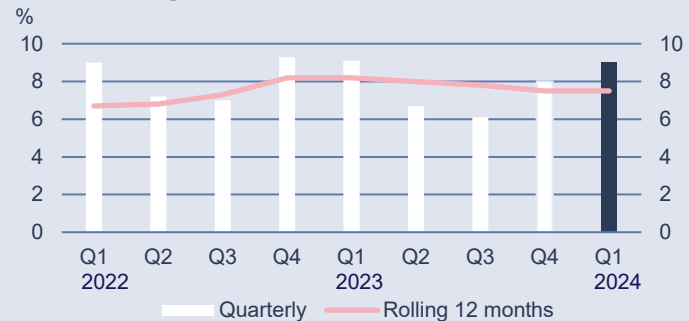
NET SALES



EBITA



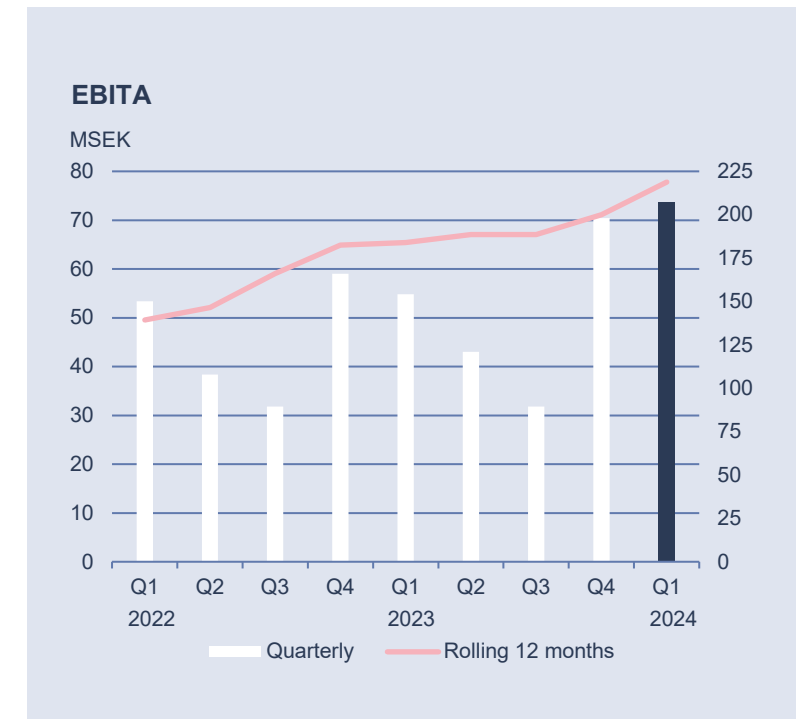
EBITA MARGIN



Rejlers Sweden

FINANCIAL HIGHLIGHTS Q1 2024

- Net sales amounted to SEK 682.0 million (578.2)
- EBITA SEK 73.6 million (54.8)
- EBITA margin 10.8 % (9.5)



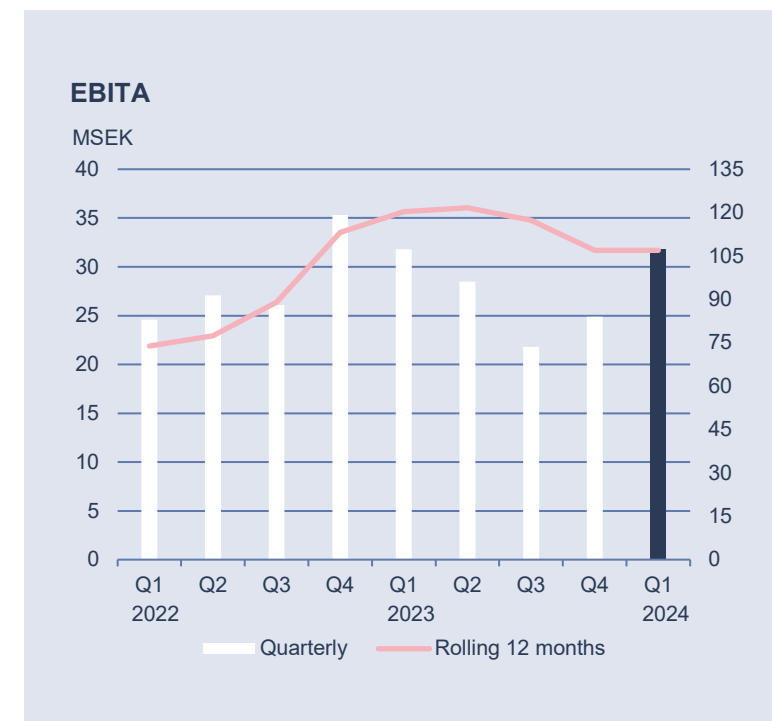
KEY FIGURES	Q1 2024	Q1 2023	Full year 2023
Net sales, SEK million	682.0	578.2	2,480.5
EBITA, SEK million	73.6	54.8	200.0
EBITA margin, %	10.8	9.5	8.1
Operating profit, SEK million	66.5	43.1	162.9

FIRST QUARTER 2024

Rejlers Finland

FINANCIAL HIGHLIGHTS Q1 2024

- Net sales amounted to SEK 336.6 million (331.6)
- EBITA SEK 31.8 million (31.8)
- EBITA margin 9.4 % (9.6)



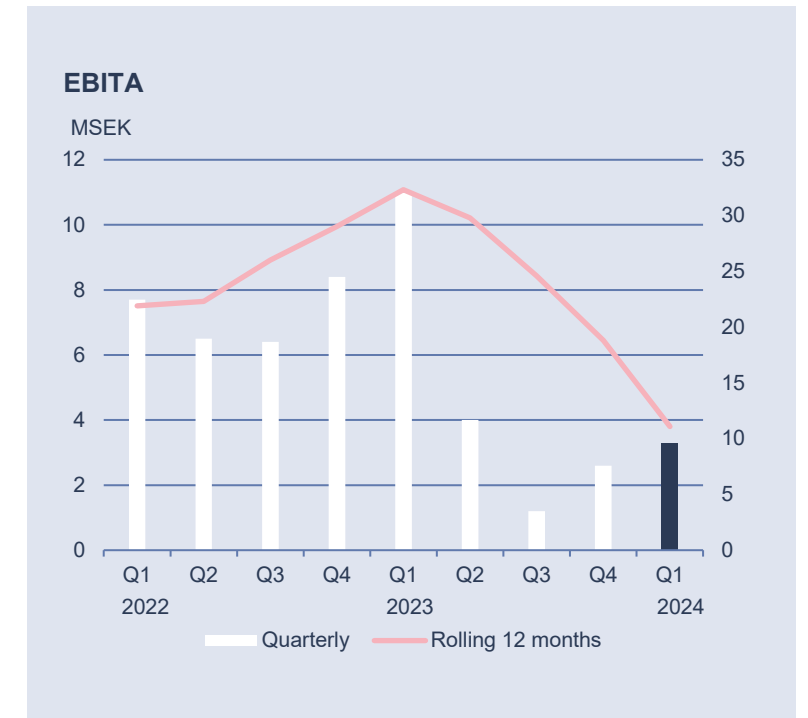
KEY FIGURES	Q1 2024	Q1 2023	Full year 2023
Net sales, SEK million	336.6	331.6	1,355.5
EBITA, SEK million	31.8	31.8	107.0
EBITA margin, %	9.4	9.6	8.0
Operating profit, SEK million	26.1	26.1	83.0

FIRST QUARTER 2024

Rejlers Norway

FINANCIAL HIGHLIGHTS Q1 2024

- Net sales amounted to SEK 81.0 million (89.1)
- EBITA SEK 3.3 million (11.0)
- EBITA margin 4.1 % (12.3)



KEY FIGURES	Q1 2024	Q1 2023	Full year 2023
Net sales, SEK million	81.0	89.1	302.7
EBITA, SEK million	3.3	11.0	18.8
EBITA margin, %	4.1	12.3	6.2
Operating profit, SEK million	1.6	9.0	8.9



REJLERS

THANK YOU!